

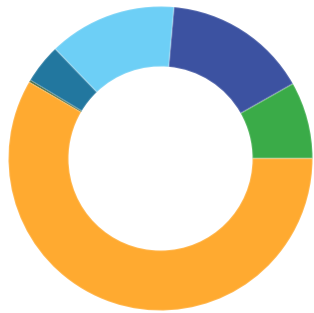


**MATHEMATICS, SCIENCE,
AND TECHNOLOGY
COMMUNITY CHARTER
SCHOOL (MAST)**

**2021-22 SCHOOL PROGRESS REPORT ON
EDUCATION AND EQUITY**

School Code | 3328 Sector | Charter Network | Charters
Principal Name | Phyllis Santiago
Address | 1800 Byberry Rd
Phone | 267-348-1100 Website | mastccs.org
Report Type | High School Grades in Report | 9-12
Admissions Category | Citywide
Turnaround Model | N/A
Receives K8 Report | Yes
Oct 1 Enrollment | 500

Student Enrollment and Demographics



- 0.0% American Indian / Alaskan Native
- 8.2% Asian
- 15.4% Black / African American
- 13.6% Hispanic / Latino
- 4.2% Multi Racial / Other
- 0.2% Native Hawaiian / Pacific Islander
- 58.4% White

512

Total Number of Students Served for
10+ Days Over the Year

14.6%

% Students with IEPs

0.2%

% English Learners

41.8%

% Economically Disadvantaged

Student Attendance

49.6%

% Students Attending at Least 95%
of Instructional Days

77.0%

% Students Attending at Least 90%
of Instructional Days

Score Level	Performance	Improvement	Level
Level 3	American Indian / Alaskan Native		
	Insufficient Data for Score	Insufficient Data for Score	
Performance	Asian		
At or Above Target in 50.0 % 4 out of 8 Eligible Metrics	Insufficient Data for Score	Insufficient Data for Score	
Improvement	Black / African American		
Insufficient Data for Score	Insufficient Data for Score	Insufficient Data for Score	
Goal Performance (All Students)	Hispanic / Latino		
GOAL 4 % of 11th Graders Proficient on Algebra, Biology, & Literature Keystones	Insufficient Data for Score	Insufficient Data for Score	
Score: 54.1 %	Multi Racial / Other		
<div style="width: 22.4%; background-color: #00728f; height: 10px;"></div> 22.4 pts above 2021-2022 target	Insufficient Data for Score	Insufficient Data for Score	
MEETING 2026 GOAL no data prior year	Native Hawaiian / Pacific Islander		
GOAL 5 % of 12th Grade Career and Technical Education (CTE) Students Meeting Industry Standards	Insufficient Data for Score	Insufficient Data for Score	
Data Unavailable	White		
	Insufficient Data for Score	Insufficient Data for Score	
	English Learners		
	Insufficient Data for Score	Insufficient Data for Score	
	Students with IEPs		
	Insufficient Data for Score	Insufficient Data for Score	
	Economically Disadvantaged		
	Insufficient Data for Score	Insufficient Data for Score	

● Meeting Target
● Not Meeting Target

College & Career: Every Student Graduates Ready for College and Careers

Goal 4 - Keystone Proficiency

School Code | 3328 School Name | Mathematics, Science, and Technology Community Charter School (MaST)

Goal 4: The percentage of students who are proficient on all three state high school assessments (Algebra, Literature, and Biology) by the end of their 11th grade year will grow from 26.1% in August 2019 to 52.0% by August 2026.

% of 11th Graders Proficient on Algebra, Biology, & Literature Keystones

All Students, 111 students

Score: 54.1 %



2021-2022 Target: 31.7 %

22.4 pts above target

2025-2026 Goal: 52.0 %

2.1 pts above target



American Indian / Alaskan Native

Insufficient Sample

Asian

Insufficient Sample

Black / African American

Insufficient Sample

Hispanic / Latino, 20 students

Score: 50.0 %

18.3 pts above target

MEETING

no data prior year



Multi Racial / Other

Insufficient Sample

Native Hawaiian / Pacific Islander

Insufficient Sample

White, 67 students

Score: 59.7 %

28.0 pts above target

MEETING
2026 GOAL

no data prior year



English Learners

Insufficient Sample

Students with IEPs

Insufficient Sample

Economically Disadvantaged, 42 students

Score: 40.5 %

8.8 pts above target

MEETING

no data prior year



- Meeting Target
- Not Meeting Target

College & Career: Every Student Graduates Ready for College and Careers

Goal 5 - Career and Technical Education

| Graduation and College Readiness

School Code | 3328 School Name | Mathematics, Science, and Technology Community Charter School (MaST)

Goal 5: The percentage of Career and Technical Education (CTE) students who pass an industry standards-based competency assessment by the end of their 12th grade year will grow from 54.5% in August 2019 to 80.0% in August 2026.

% of 12th Grade CTE Students Meeting Industry Standards

All Students

Data Unavailable

AP, IB, or Dual Enrollment Course Metrics

20.5 %

% of Students Meeting Standard on AP Exam, on IB Exam, or in Dual Enrollment Course by End of 12th Grade

9.0 %

% of Students Participating in but Not Meeting Standard on AP Exam, IB Exam, or Dual Enrollment Course by the End of 12th Grade

70.5 %

% of Students Not Participating in AP Exam, IB Exam, or Dual Enrollment Course by the End of 12th Grade

Other Key Metrics

96.7 %

Ninth-Grade On-Track Rate

61.2 %

First-Fall Matriculation

68.9 %

% of Students Completing the FAFSA by End of 12th Grade

- Meeting Target
- Not Meeting Target

College & Career: Every Student Graduates Ready for College and Careers

Graduation and College Readiness

School Code | 3328 School Name | Mathematics, Science, and Technology Community Charter School (MaST)

Four-Year Cohort Graduation Rate

All Students, 120 students

Score: 99.2 %



2021-2022 Target: 87.7 %

11.5 pts above target

2025-2026 Goal: 90.0 %

9.2 pts above target



- Meeting Target
- Not Meeting Target

American Indian / Alaskan Native

Insufficient Sample

Asian

Insufficient Sample

Black / African American

Insufficient Sample

Hispanic / Latino

Insufficient Sample

Multi Racial / Other

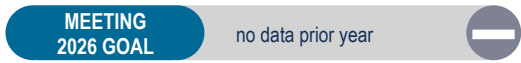
Insufficient Sample

Native Hawaiian / Pacific Islander

Insufficient Sample

White, 78 students

Score: 98.7 %
11.0 pts above target



English Learners

Insufficient Sample

Students with IEPs

Insufficient Sample

Economically Disadvantaged

Insufficient Sample

College & Career: Every Student Graduates Ready for College and Careers

Graduation and College Readiness

School Code | 3328 School Name | Mathematics, Science, and Technology Community Charter School (MaST)

Four-Year Cohort Drop-Out Rate

All Students

0 out of 120 students

Score: 0.0%

American Indian / Alaskan Native

Insufficient Sample

Asian

Insufficient Sample

Black / African American

Insufficient Sample

Hispanic / Latino

Insufficient Sample

Multi Racial / Other

Insufficient Sample

Native Hawaiian / Pacific Islander

Insufficient Sample

White

0 out of 78 students

Score: 0.0%

English Learners

Insufficient Sample

Students with IEPs

Insufficient Sample

Economically Disadvantaged

Insufficient Sample

Four-Year Cohort Continuation Rate

All Students

1 out of 120 students

Score: 0.8%

American Indian / Alaskan Native

Insufficient Sample

Asian

Insufficient Sample

Black / African American

Insufficient Sample

Hispanic / Latino

Insufficient Sample

Multi Racial / Other

Insufficient Sample

Native Hawaiian / Pacific Islander

Insufficient Sample

White

1 out of 78 students

Score: 1.3%

English Learners

Insufficient Sample

Students with IEPs

Insufficient Sample

Economically Disadvantaged

Insufficient Sample

Climate, Culture & Opportunity

Guardrail 1 - Welcoming and Supportive Schools

School Code | 3328 School Name | Mathematics, Science, and Technology Community Charter School (MaST)

Guardrail 1: Every school will be a safe, welcoming and healthy place where our students, staff and community want to be and learn each day. This means that our schools will be: 1) environmentally safe and clean; and 2) spaces with inclusive climates that provide students with access to robust social, emotional, and mental health supports.

School Climate Score

Score: 7.7



2021-2022 Target: 7.0
0.7 pts above target

2025-2026 Goal: 7.0
0.7 pts above target

MEETING
2026 GOAL

no data prior year



School Climate Survey

7.6/10
Student Rating

9.2/10
Parent Rating

7.2/10
Teacher Rating

School Instruction Score

Score: 7.9



2021-2022 Target: 8.0
-0.1 pts from target

2025-2026 Goal: 8.0
-0.1 pts from target

NOT MEETING

no data prior year



School Instruction Survey

8.4/10
Student Rating

8.2/10
Parent Rating

7.2/10
Teacher Rating

- Meeting Target
- Not Meeting Target

Not Applicable



School Has at Least 2 Behavioral/Mental Health Support FTEs per 500 Students

Climate, Culture & Opportunity

Guardrail 1 - Welcoming and Supportive Schools

School Code | 3328 School Name | Mathematics, Science, and Technology Community Charter School (MaST)

Guardrail 1: Every school will be a safe, welcoming and healthy place where our students, staff and community want to be and learn each day. This means that our schools will be: 1) environmentally safe and clean; and 2) spaces with inclusive climates that provide students with access to robust social, emotional, and mental health supports.

% of Students Attending at Least 95% of Instructional Days	% of Students Attending			
<p>All Students: 512 Students</p> <p style="text-align: center;">Score: 49.6 %</p>  <p>2021-2022 Target: 52.9 % -3.3 pts from target</p> <p>2025-2026 Goal: 60.0 % -10.4 pts from target</p> <p>NOT MEETING no data prior year</p>	<p>Greater Than 95% of Instructional Days 49.6 %</p>	<p>90-95% of Instructional Days 27.3 %</p>		
<p>All Students: 512 Students</p> <p style="text-align: center;">Score: 77.0 %</p>  <p>2021-2022 Target: 82.3 % -5.3 pts from target</p> <p>2025-2026 Goal: 94.0 % -17.0 pts from target</p> <p>NOT MEETING no data prior year</p>	<p style="text-align: center;">Additional Metrics</p> <table border="0" style="width: 100%;"> <tr> <td style="width: 50%; text-align: center;"> <p>Not Applicable</p> <p><i>% of Teachers Attending at Least 95% of Work Days (Cumulative)</i></p> <p>Not Applicable</p> <p><i>% of Teachers Receiving a Proficient MMS Rating</i></p> </td> <td style="width: 50%; text-align: center;"> <p>Not Applicable</p> <p><i>Teacher Annual Retention</i></p> <p>Not Applicable</p> <p><i>% of Teachers Receiving a Distinguished MMS Rating</i></p> </td> </tr> </table>		<p>Not Applicable</p> <p><i>% of Teachers Attending at Least 95% of Work Days (Cumulative)</i></p> <p>Not Applicable</p> <p><i>% of Teachers Receiving a Proficient MMS Rating</i></p>	<p>Not Applicable</p> <p><i>Teacher Annual Retention</i></p> <p>Not Applicable</p> <p><i>% of Teachers Receiving a Distinguished MMS Rating</i></p>
<p>Not Applicable</p> <p><i>% of Teachers Attending at Least 95% of Work Days (Cumulative)</i></p> <p>Not Applicable</p> <p><i>% of Teachers Receiving a Proficient MMS Rating</i></p>	<p>Not Applicable</p> <p><i>Teacher Annual Retention</i></p> <p>Not Applicable</p> <p><i>% of Teachers Receiving a Distinguished MMS Rating</i></p>			

- Meeting Target
- Not Meeting Target

Climate, Culture & Opportunity

Guardrail 2 - Enriching and Well-rounded School Experiences

Guardrail 3 - Partnering with Parents / Family Members

School Code | 3328 School Name | Mathematics, Science, and Technology Community Charter School (MaST)

Guardrail 2: Every student will have a well-rounded education with co-curricular opportunities, including arts and athletics, integrated into the school experience.

Guardrail 3: Every parent and guardian will be welcomed and encouraged to be partners in their child's school community.

% of Students Participating in Co-Curricular / Athletics Activities

*% of Students
Participating in Co-
Curricular / Athletics
Activities*

Data Unavailable

School Relationship Score

Score: 8.2



2021-2022 Target: 8.0

0.2 pts above target

MEETING
2026 GOAL

no data prior year



Additional Metrics

Not Applicable



School Has a SAC/Parent Advisory Group

Not Applicable



School Has a SAC/Parent Advisory Group That Meets Regularly

Not Applicable



Number of SAC/Parent Advisory Group Meetings

- Meeting Target
- Not Meeting Target

Climate, Culture & Opportunity

Guardrail 4 - Addressing Racist Practices

School Code | 3328 School Name | Mathematics, Science, and Technology Community Charter School (MaST)

Guardrail 4: Our students' potential will not be limited by practices that perpetuate systemic racism and hinder student achievement.

